





“Rule(s) of the Road”



MALAHIDE SEA SCOUTS
9th Port of Dublin

Rule #1 Kayak is King



The International Regulations for Prevention of Collisions at Sea

COLREG a.k.a “Rules of the Road”



MALAHIDE SEA SCOUTS
9th Port of Dublin

History

Regulations Overview

- Part A - GENERAL

- Rule 1 : Application - apply to all vessels on the high seas and in all waters connected
- Rule 2 : Responsibility –
 - (b) ... due regard shall be had to all dangers of navigation and collision and to any special circumstances, including the limitations of the vessels involved, which may make a departure from these Rules necessary to avoid immediate danger.
- Rule 3 : General Definitions -
 - (a) “vessel” includes every description of water craft
 - (b) “power-driven vessel” means any vessel propelled by machinery
 - (c) “sailing vessel” means any vessel under sail provided that propelling machinery, if fitted, is not being used

- Part B – STEERING AND SAILING RULES

- Section I – Conduct of Vessels in any condition of visibility
 - Rule 4 : Application - the rules apply in any condition of visibility
 - Rule 5 : Look-out - by sight and hearing – appraise situation and risk of collision
 - Rule 6 : Safe speed - speed and distance appropriate to the prevailing conditions
 - Rule 7: Risk of Collision - use all available means, if in doubt, then risk of collision exists

Rule 7: Risk of Collision, when the distance between two vessels decreases and the relative angle of the other vessel off the bow remains the same, then you will soon be trying to occupy the same spot in the water



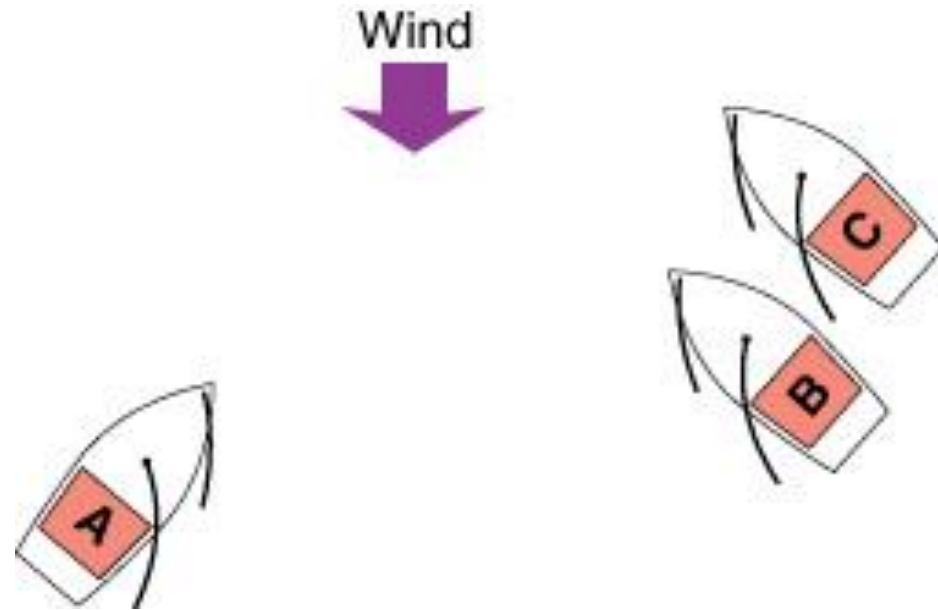
Regulations Overview

- Part B – STEERING AND SAILING RULES
 - Section I – Conduct of Vessels in any condition of visibility (...continued)
 - Rule 8 : Action to avoid collision - accordance with the Rules, ample time, observance of seamanship
 - Rule 9 : Narrow Channels -
 - keep starboard as is safe and practicable
 - small vessels should not impede vessels which can only safely navigate within a narrow channel
 - do not cross channel if you will impede the passage of a vessel (with large draft)
 - avoid anchoring
 - Rule 10 Traffic Separation Schemes – does not relieve any vessel of obligations

Regulations Overview

- Part B – STEERING AND SAILING RULES
 - Section II – Conduct of Vessels in sight of one another
 - Rule 11 : Application - vessels in sight of one another
 - Rule 12: Sailing Vessels
 - Two sailing vessels are approaching, risk of collision, one shall keep out of the way
 - when each has the wind on different side, vessel which has the wind on port side (give-way vessel) shall keep out of the way of the other (stand-on vessel)
 - when both have the wind on the same side, the vessel which is to windward shall keep out of the way of the vessel which is to leeward
 - If a vessel with wind on port side, sees vessel to windward but can not determine if other vessel has wind to port or starboard, she shall keep out of the way

Rule 12: Sailing Vessels



Vessel A gives way to both vessels B and C

Vessel C must keep out of the way of vessel B

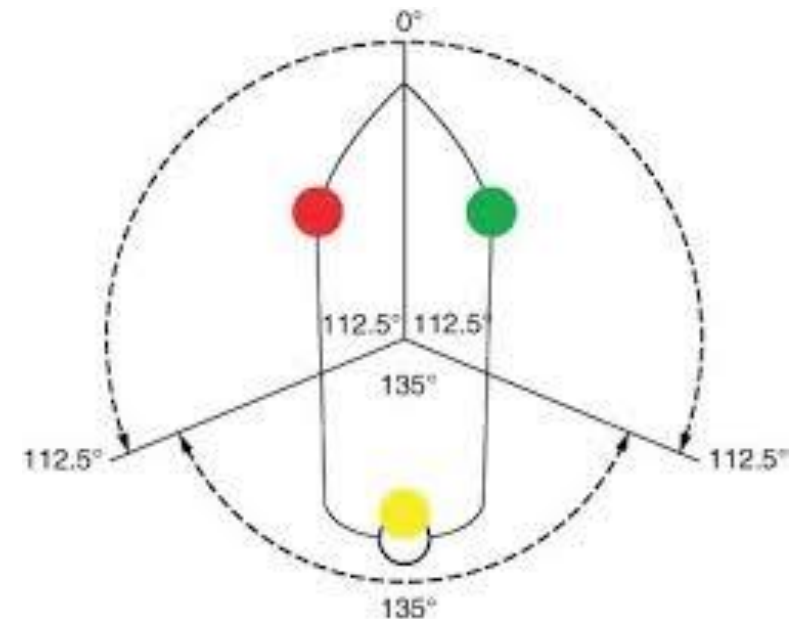
Regulations Overview

- Part B – STEERING AND SAILING RULES

- Section II – Conduct of Vessels in sight of one another (...continued)

- Rule 13: Overtaking

- Any vessel overtaking any other shall keep out of the way of the vessel being overtaken
 - vessel shall be deemed to be overtaking when coming up with another vessel from a direction more than 22.5 degrees abaft her beam,
 - any doubt - assume that this is the case
 - alteration of the bearing
 - shall not make the overtaking vessel a crossing vessel
 - or relieve her of the duty of keeping clear
 - until she is finally past and clear.




Regulations Overview

- Part B – STEERING AND SAILING RULES
 - Section I – Conduct of Vessels in sight of one another (...continued)
 - Rule 14: Head-on situation
 - Two power-driven vessels meeting on courses that involve risk of collision each shall alter course to starboard so that each pass on the port side of each other
 - at night, judge by mast lights, by day judge by aspect of the other vessel
 - any doubt, assume that head-on situation does exist and act accordingly
 - Rule 15: Crossing situation
 - two power-driven vessels are crossing so as to involve risk of collision, the vessel which has the other on her own starboard side shall keep out of the way and shall, if the circumstances of the case admit, avoid crossing ahead of the other vessel.

Power on Power

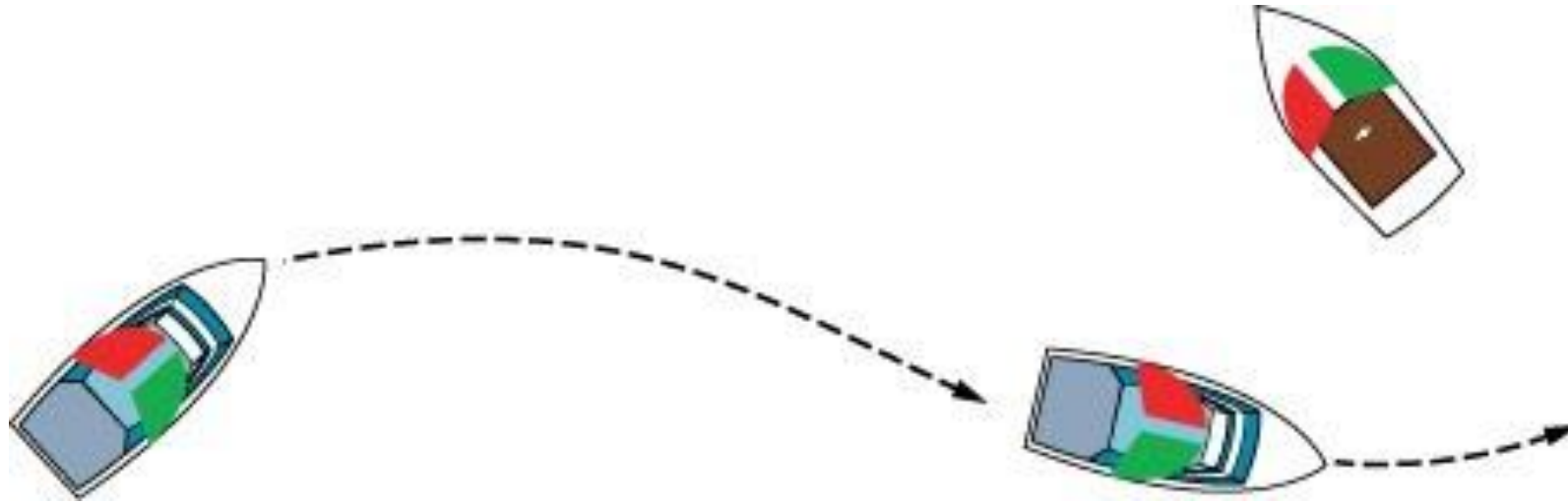


Rule 14: Head-on situation



2 vessels approaching each other on reciprocal or almost reciprocal courses should both alter to Starboard and pass 'Port to Port'

Rule 15: Crossing situation



Regulations Overview

- Part B – STEERING AND SAILING RULES

- Section II – Conduct of Vessels in in sight of one another (...continued)

- Rule 16: Action by **give-way vessel**

- take early and substantial action to keep well clear

-

- Rule 17: Action by **stand-on vessel**

- maintain course and speed


- But if collision cannot be avoided by the action of the give-way vessel alone, she shall take such action as will best aid to avoid collision.

Regulations Overview

- Part B – STEERING AND SAILING RULES
 - Section II – Conduct of Vessels in sight of one another (...continued)
 - Rule 18 : Responsibilities between vessels
 1. a vessel not under command
 2. a vessel restricted in her ability to manoeuvre
 3. a vessel engaged in fishing
 4. any vessel she is overtaking
 5. a sailing vessel
 6. a power-driven vessel ... shall keep out of the way of (each of the ones above)

Sea Scout Book

- **Vessels under oars (canoes & rowing boats)**
 - Keep clear of all other vessels. Canoes give way to vessels under oars



Regulations Overview

- Part B – STEERING AND SAILING RULES

- Section III – Conduct of Vessels in restricted visibility

- Rule 19 : Conduct of vessels in restricted visibility

- proceed at safe speed for the prevailing circumstances and conditions

- Part C – LIGHTS AND SHAPES

- Rule 20 : Application

- Complied with in all weathers
 - Light rules, from sunset to sunrise and during such times no other lights shall be exhibited
 - rules concerning shapes shall be complied with by day

Regulations Overview

- Part C – LIGHTS AND SHAPES

- Rule 21 : Definitions
- Rule 22 : Visibility of Lights
- Rule 23 : Power-driven vessels underway
- Rule 24 : Towing and pushing
- Rule 25 : Sailing vessels underway and vessels under oars
 - A vessel under oars may exhibit the lights prescribed in this Rule for sailing vessels, but if she does not, she shall have ready at hand an electric torch or lighted lantern showing a white light which shall be exhibited in sufficient time to prevent collision.
- Rule 26 : Fishing Vessels
- Rule 27 : Vessels not under command or restricted in their ability to manoeuvre

Regulations Overview

- Part C – LIGHTS AND SHAPES

- Rule 28 : Vessels constrained by their draft
- Rule 29 : Pilot vessels
- Rule 30 : anchored vessels and vessels aground
- Rule 31 : Seaplanes
-

- Part D – SOUND AND LIGHTS SIGNALS

- Rule 32 : Definitions
- Rule 33 : Equipment for sound signals
- Rule 34 : Manoeuvring and warning signals
 - one short blast to mean “I am altering my course to starboard”;
 - two short blasts to mean “I am altering my course to port”;

Regulations Overview

- **Part D – SOUND AND LIGHTS SIGNALS**

- Rule 35 : Sound signal in restricted visibility
 - Power-driven vessel making way - sound at intervals of not more than 2 minutes one prolonged blast
 - Power-driven vessel stopped – sound at intervals of not more than 2 minutes two prolonged blasts in succession with an interval of about 2 seconds between them
 - sound at intervals of not more than 2 minutes three blasts in succession, namely one prolonged followed by two short blasts
- Rule 36 : Signal to attract attention
- Rule 37 : Distress signals (see Annex IV)

- **Part E – EXCEMPTIONS**

- Rule 38 : Exemptions

References

- This is the best website for explanation of the Rules
 - <http://shipofficer.com/so/rule-of-the-road-explained/>
- This looks like quite a good resource for learning and testing yourself
 - <http://www.boaterexam.com/navigationrules/>
- This site is the one I thought had good pictures that captured the rules wee
 - <http://www.otenmaritime.com/international-collision-regulations/part-b---steering-and-sailing-rules/section-ii-conduct-of-vessels-in-sight-of-one-another#TOC-Rule-12-Sailing-vessels>
- Another good resource with lots of link to other explanations
 - https://en.wikipedia.org/wiki/International_Regulations_for_Preventing_Collisions_at_Sea

References Extra

- Rules of the Road listed
 - <http://www.bosunsmate.org/seamanship/rulesoftheroad.php>
- Example with Good Pictures for Sail-on-Sail
 - <http://sailing.about.com/od/lawsregulations/ss/Rules-Of-The-Road-For-Sailboats.htm#showall>
- Port of London – (interesting because for their by-laws they clearly call out
 - https://www.pla.co.uk/assets/THE_ROWING_CODE.pdf



That's all Folks!