

# Beaver Scouts Go Back to Basics



## Information Pack for Colonies

### Activity Summary

Beaver Scouts Go Back to Basics is a locally-organised national activity which aims to get Beaver Scouts out and about for a fun-filled one-day backwoods experience. Colonies and Scout Counties can organise their backwoods experiences in May or June 2019, or in the 2019-2020 as long as badges are ordered in May of this year. The Back to Basic challenges can form part of camps, or they can be completed at a stand-alone one-day weekend activity.

Beaver Scouts will be tasked with completing special stage-specific challenges in the following areas:

- **B**uilding shelters
- **A**nimal friends
- **S**afe and sound
- **I**gniting fires (optional)
- **C**ooking
- **S**urvival kit

These challenges are slightly differentiated for Bree, Ruarc and Conn Beaver Scouts. Beaver Scouts can keep track of their progress during the expedition by getting holes punched on a special foldable card (attached).

If a Beaver Scout successfully completes each Challenge on their Back to Basics experience, they will be rewarded with a special badge!



## Activity Requirements

The following are the requirements for Bree, Ruarc and Conn Beaver Scout to attain the Back to Basics badge, to be assessed by a Scouter. This sheet is for Scouter referral; Beaver Scouts should be given special cards.

			
<b>'B' is for... Building shelters</b>	I help my Lodge build a shelter using natural materials.	I work with my Lodge to build a shelter using natural materials.	I lead my Lodge in building a shelter using natural materials.
<b>'A' is for... Animal friends</b>	I observe five different animals or birds during the day.	I observe ten different animals, insects or birds during the day	I observe ten different animals, insects or birds during the day and I can explain why it's important that we protect our wildlife.
<b>'S' is for... Safe and sound</b>	I can name 3 ways that I can make sure I am safe in the out-of-doors.	I can teach the Bree Beaver Scouts about the importance of being safe in the out-of-doors.	I inspect all my Lodge members to make sure they are safe around the fire.
<b>'I' is for... Igniting fires (optional)</b>	I attempt to light a spark using a firestarter/flint. I can explain why I do not light a fire unless I am supervised by a Scouter.	I can light a spark using a flint/ Firestarter and maintain a small flame on a piece of cotton wool.	I assist my Scouters in lighting a fire for the whole Colony to use for cooking.
<b>'C' is for... Cooking</b>	I can cook something simple using a fire: roasting marshmallows, making smores, etc.		
<b>'S' is for... Survival kit</b>	I can name some simple items I might include in my survival kit.	I make my own mini survival kit at my Colony meeting and bring it with me on the day.	

## Back to Basics' Badge

Our special 'Go Back to Basics' badge has been designed by Beaver Scout Peter from 54<sup>th</sup> Cork (Kilworth), the winner our national competition. These special badges can be ordered online or from The Scout Shop directly from Monday 6<sup>th</sup> May 2019.



## Equipment

Here is the equipment your Colony will need for your Back to Basic event:

<b>'B' is for... Building shelters</b>	<input type="checkbox"/> Natural materials from the forest (remember principles of Leave No Trace). <input type="checkbox"/> Tarpulin- optional.
<b>'A' is for... Animal friends</b>	<input type="checkbox"/> Glossaries/ guidebooks/ keys on Irish wildlife- optional
<b>'S' is for... Safe and sound</b>	<input type="checkbox"/> None.
<b>'I' is for... Igniting fires (optional)</b>	<input type="checkbox"/> Flints. <input type="checkbox"/> Cotton wool and Vaseline to help ignite a flame- optional.
<b>'C' is for... Cooking</b>	<input type="checkbox"/> Food materials for cooking, cocktail sticks, etc. <input type="checkbox"/> Bucket of water/ sand for safety.
<b>'S' is for... Survival kit</b>	<input type="checkbox"/> Survival kit materials*- bandages and basic first aid materials

\*Survival kits for Beaver Scouts can mean a simple kit of inexpensive First Aid materials.

A timetable for activities on the Back to Basics expedition can be designed by your Scouter team to suit your Colony's needs. All components must be covered, and each objective met on the day; you may like to practise some elements at your weekly meetings in the lead-up to your expedition. You will also need to dedicate one Colony meeting to creating simple survival kits before the backwoods event.

While 'Igniting Fires' is optional depending on your Colony's resources, we would encourage each Colony to attempt this. With an emphasis on safety and the appropriateness of only using flints/ ferrocerium firestarters when supervised by a Scouter, there is no reason why Beaver Scouts should not be afforded the opportunity to 'light some sparks'!

**Each Beaver Scout must have a print-out-** a good idea is to print these on light-duty card and fold them along the lines to create an accordion-style card that can be folded out. There is a different printable for Bree, Ruarc and Conn Beaver Scouts. These are image-based; your Scouters can explain their objectives on the expedition by referring to the 'Activity Requirements', found on the previous page.

Enjoy your Back to Basics outing!



I am **Bree** ...bold and brave!



Name: \_\_\_\_\_

I am **Bree** ...bold and brave!



Name: \_\_\_\_\_

**Building shelters**

**B**



**Building shelters**

**B**



**Animal friends**

**A**



**Animal friends**

**A**



**Safe and sound**

**S**




**Safe and sound**

**S**




**Igniting fires**

**I**



**Igniting fires**

**I**



**Cooking**



**Survival kit**



**C**

**S**

**Cooking**



**Survival kit**



**C**

**S**



I am  
**Ruararc**  
...ready to roar!



Name: \_\_\_\_\_

I am  
**Ruararc**  
...ready to roar!



Name: \_\_\_\_\_

**Building shelters**

**B**



**Building shelters**

**B**



**Animal friends**

**A**



**Animal friends**

**A**



**Safe and sound**

**S**




**Safe and sound**

**S**



**Igniting fires**

**I**



**Igniting fires**

**I**



**Cooking**



**C**



**Survival kit**



**S**



**Cooking**



**C**



**Survival kit**



**S**



I am  
**Conn**  
...conquering all!



Name: \_\_\_\_\_

I am  
**Conn**  
...conquering all!



Name: \_\_\_\_\_

**Building shelters**

**B**



**Building shelters**

**B**



**Animal friends**

**A**



**Animal friends**

**A**



**Safe and sound**

**S**



**Safe and sound**

**S**



**Igniting fires**

**I**



**Igniting fires**

**I**



**Cooking**



**C**



**Survival kit**



**S**



**Cooking**



**C**



**Survival kit**



**S**

